

COVID-19 - Aggiornamento alla Settimana 48 (23/11/2020 - 29/11/2020)

Incremento settimanale										
POSITIVI AL COVID-19			DIMESSI / GUARITI	DECEDUTI	NUOVI Casi	Rapporto rispetto alla settimana precedente				
Ricoverati con sintomi	Terapia intensiva	Isolamento domiciliare				Ricoverati con sintomi	Terapia intensiva	Isolamento domiciliare	DECEDUTI	

TAMPONI			Percentuale occupazione posti letto (al 28/11)	
% sospetto diagnostico / Casi testati	% screening / Casi testati	% casi positivi / Casi testati	Ricoverati con sintomi (soglia: 40%)	Terapia intensiva (soglia: 30%)

cambia in settimana	colore nella settimana										
P.A. Bolzano	Settimana 48	-33	-2	-252	2.620	61	2.394	0,93	0,98	1,04	1,16
PIEMONTE	Settimana 48	-398	-13	383	16.195	589	16.756	0,96	1,02	1,03	1,10
P.A. Trento	Settimana 48	-16	3	-210	1.585	63	1.425	1,03	1,14	0,79	1,10
LOMBARDIA	Settimana 48	-991	-42	-30.746	64.908	1.123	34.252	0,97	1,02	0,87	1,06
VALLE d'AOSTA	Settimana 48	-6	-1	-462	884	26	441	0,92	1,05	0,77	1,12
LIGURIA	Settimana 48	-283	-11	-2.978	6.454	139	3.321	0,82	0,99	0,84	1,06
UMBRIA	Settimana 48	-13	-10	-3.106	5.039	61	1.971	0,97	0,94	0,83	1,23
PUGLIA	Settimana 48	226	24	6.642	2.546	273	9.711	1,16	1,06	1,24	1,22
ABRUZZO	Settimana 48	-5	3	1.911	1.812	100	3.821	1,07	1,06	1,17	1,16
MARCHE	Settimana 48	56	-3	2.276	556	75	2.960	1,08	1,10	1,11	1,06
LAZIO	Settimana 48	60	16	7.583	7.542	350	15.551	1,07	1,09	1,16	1,19
EMILIA-ROMAGNA	Settimana 48	2	-4	2.957	11.984	364	15.303	1,08	1,01	1,16	1,07
TOSCANA	Settimana 48	-195	-20	-8.965	16.638	385	7.843	0,95	0,99	0,89	1,18
FRIULI VENEZIA GIULIA	Settimana 48	75	1	1.182	3.988	171	5.417	1,22	1,08	1,19	1,26
CALABRIA	Settimana 48	-28	-4	998	1.523	59	2.548	1,07	0,93	1,20	1,27
VENETO	Settimana 48	231	30	6.994	13.196	456	20.907	1,15	1,12	1,14	1,14
SARDEGNA	Settimana 48	51	-1	1.166	1.390	47	2.653	1,04	1,09	1,14	1,16
CAMPANIA	Settimana 48	-53	-18	1.376	15.754	361	17.420	1,00	0,97	1,07	1,26
SICILIA	Settimana 48	-75	0	3.397	5.777	320	9.419	1,01	1,04	1,17	1,29
MOLISE	Settimana 48	10	2	263	419	23	717	1,10	1,27	1,17	1,26
BASILICATA	Settimana 48	-15	2	863	595	35	1.480	1,01	0,83	1,25	1,35

59,35%	0,00%	59,35%	99%	47%
9,20%	19,57%	28,77%	82%	61%
7,47%	13,61%	21,09%	67%	47%
23,62%	12,71%	36,33%	49%	63%
19,10%	2,39%	21,49%	66%	42%
17,17%	13,60%	30,77%	53%	53%
5,24%	17,11%	22,35%	47%	49%
10,12%	20,09%	30,21%	50%	44%
10,84%	17,31%	28,15%	51%	42%
81,95%	-55,47%	26,49%	48%	43%
2,98%	7,57%	10,55%	52%	38%
16,47%	15,90%	32,37%	48%	33%
10,91%	7,72%	18,63%	32%	46%
32,18%	3,64%	35,82%	47%	30%
0,37%	14,19%	14,56%	47%	28%
19,29%	45,03%	64,32%	44%	31%
7,96%	7,16%	15,11%	35%	40%
23,18%	0,48%	23,66%	41%	32%
12,13%	9,59%	21,73%	36%	30%
10,30%	0,00%	10,30%	27%	35%
3,08%	10,02%	13,10%	32%	24%

ITALIA	Settimana 48	-1.400	-48	-8.728	181.405	5.081	176.310	1,01	1,03	1,04	1,10
ITALIA	Settimana 47	2.232	379	90.846	132.288	4.594	230.339	1,14	1,21	1,27	1,14
ITALIA	Settimana 46	5.607	673	147.574	85.736	3.835	243.425	1,39	1,42	1,51	1,12
ITALIA	Settimana 45	7.538	810	172.159	42.694	2.568	225.769	1,66	1,69	1,85	1,09
ITALIA	Settimana 44	6.896	731	148.261	26.177	1.488	183.553	1,93	1,95	2,20	1,05
ITALIA	Settimana 43	4.875	458	90.671	14.742	795	111.541	2,05	2,02	2,19	1,03
ITALIA	Settimana 42	2.612	330	44.220	11.752	377	59.291	1,80	2,07	1,88	1,01
ITALIA	Settimana 41	1.232	117	20.297	7.795	180	29.621	1,45	1,47	1,49	1,01
ITALIA	Settimana 40	441	49	7.321	7.497	151	15.459	1,22	1,24	1,22	1,01

14,34%	10,97%	25,31%	49%	43%
15,08%	13,37%	28,45%		
15,58%	12,42%	28,01%		
14,94%	11,59%	26,53%		
13,03%	9,77%	22,79%		
9,28%	6,87%	16,14%		
5,72%	4,04%	9,76%		
3,40%	2,83%	6,23%		
1,97%	1,74%	3,71%		

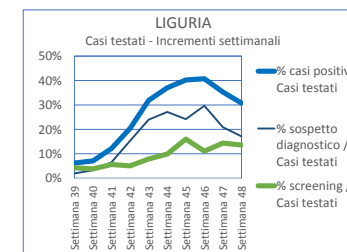
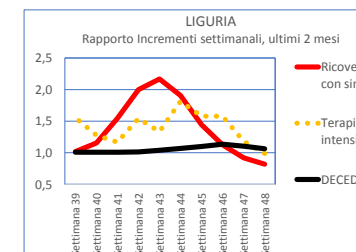
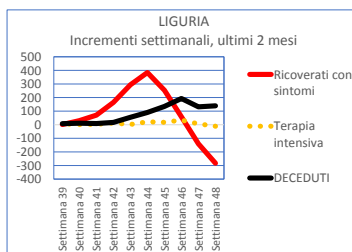
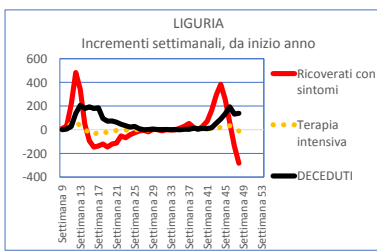
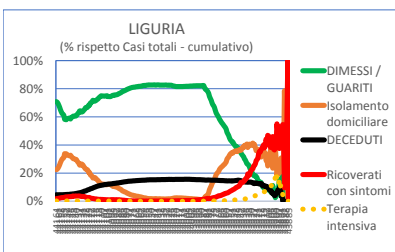
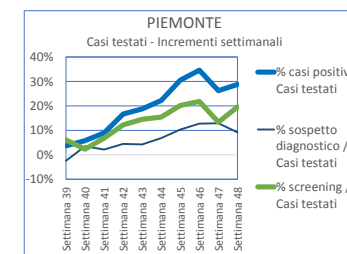
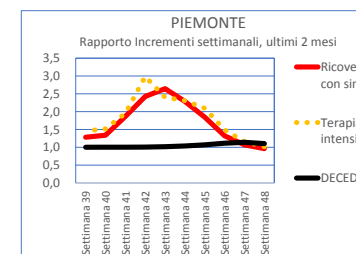
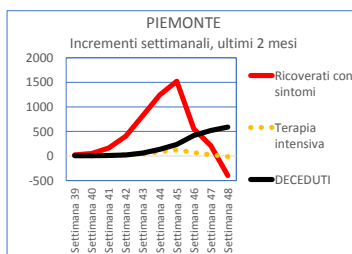
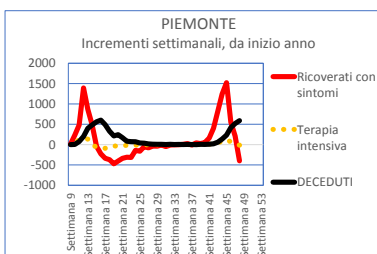
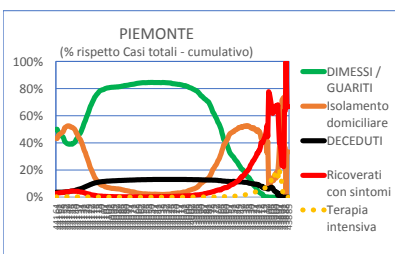
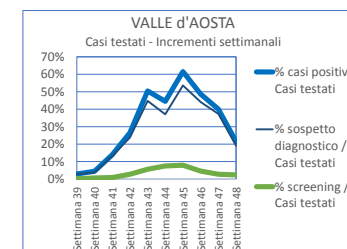
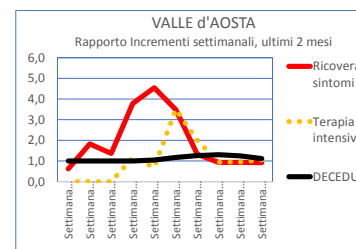
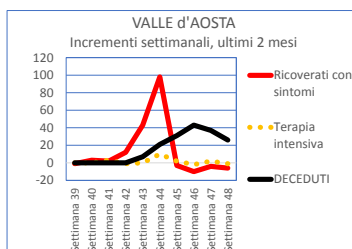
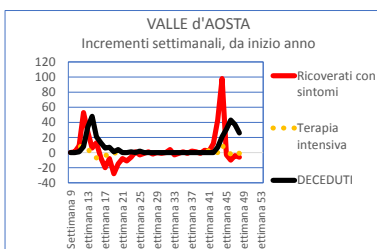
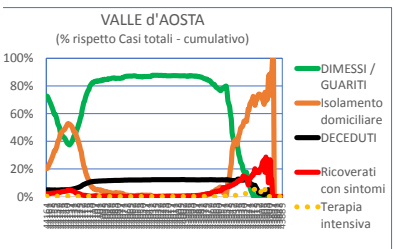
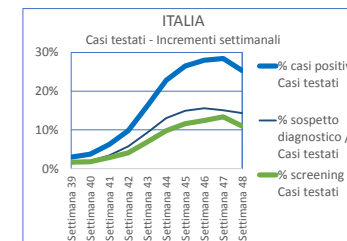
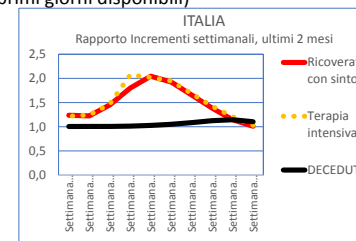
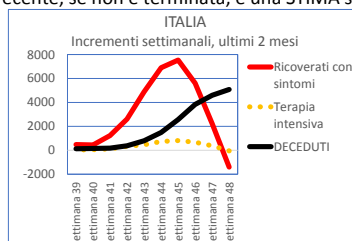
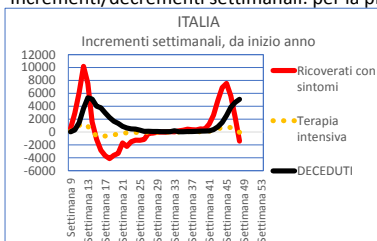
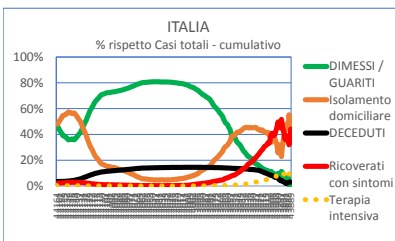
Incremento settimanale										
POSITIVI AL COVID-19			DIMESSI / GUARITI	DECEDUTI	NUOVI Casi	Rapporto rispetto alla settimana precedente				
Ricoverati con sintomi	Terapia intensiva	Isolamento domiciliare				Ricoverati con sintomi	Terapia intensiva	Isolamento domiciliare	DECEDUTI	

TAMPONI			Percentuale occupazione posti letto (al 28/11)	
% sospetto diagnostico / Casi testati	% screening / Casi testati	% casi positivi / Casi testati	Ricoverati con sintomi (soglia: 40%)	Terapia intensiva (soglia: 30%)

Settimana 53	28/12/2020 - 03/01/2021
Settimana 52	21/12/2020 - 27/12/2020
Settimana 51	14/12/2020 - 20/12/2020
Settimana 50	07/12/2020 - 13/12/2020
Settimana 49	30/11/2020 - 06/12/2020
<b>Settimana 48</b>	<b>23/11/2020 - 29/11/2020</b>
Settimana 47	16/11/2020 - 22/11/2020
Settimana 46	09/11/2020 - 15/11/2020
Settimana 45	02/11/2020 - 08/11/2020
Settimana 44	26/10/2020 - 01/11/2020
Settimana 43	19/10/2020 - 25/10/2020
Settimana 42	12/10/2020 - 18/10/2020
Settimana 41	05/10/2020 - 11/10/2020
Settimana 40	28/09/2020 - 04/10/2020
Settimana 39	21/09/2020 - 27/09/2020
Settimana 38	14/09/2020 - 20/09/2020
Settimana 37	07/09/2020 - 13/09/2020
Settimana 36	31/08/2020 - 06/09/2020
Settimana 35	24/08/2020 - 30/08/2020
Settimana 34	17/08/2020 - 23/08/2020
Settimana 33	10/08/2020 - 16/08/2020
Settimana 32	03/08/2020 - 09/08/2020
Settimana 31	27/07/2020 - 02/08/2020
Settimana 30	20/07/2020 - 26/07/2020
Settimana 29	13/07/2020 - 19/07/2020
Settimana 28	06/07/2020 - 12/07/2020
Settimana 27	29/06/2020 - 05/07/2020
Settimana 26	22/06/2020 - 28/06/2020
Settimana 25	15/06/2020 - 21/06/2020
Settimana 24	08/06/2020 - 14/06/2020
Settimana 23	01/06/2020 - 07/06/2020
Settimana 22	25/05/2020 - 31/05/2020
Settimana 21	18/05/2020 - 24/05/2020
Settimana 20	11/05/2020 - 17/05/2020
Settimana 19	04/05/2020 - 10/05/2020
Settimana 18	27/04/2020 - 03/05/2020
Settimana 17	20/04/2020 - 26/04/2020
Settimana 16	13/04/2020 - 19/04/2020
Settimana 15	06/04/2020 - 12/04/2020
Settimana 14	30/03/2020 - 05/04/2020
Settimana 13	23/03/2020 - 29/03/2020
Settimana 12	16/03/2020 - 22/03/2020
Settimana 11	09/03/2020 - 15/03/2020
Settimana 10	02/03/2020 - 08/03/2020
Settimana 9	24/02/2020 - 01/03/2020

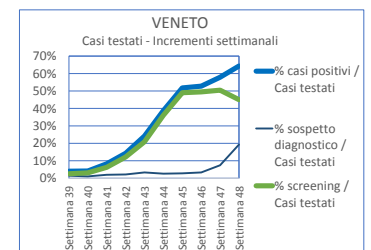
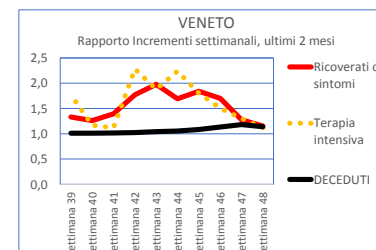
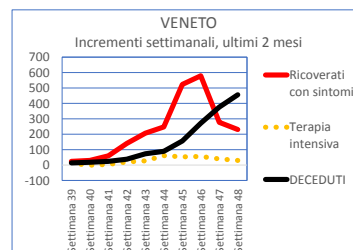
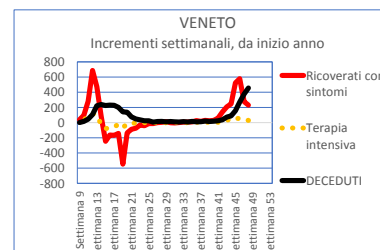
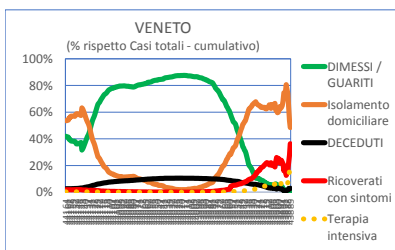
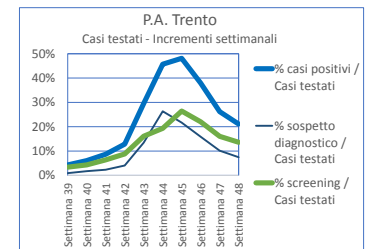
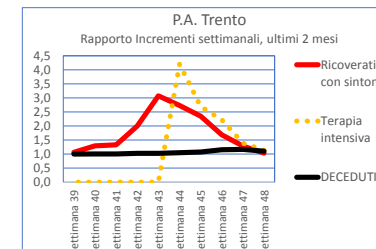
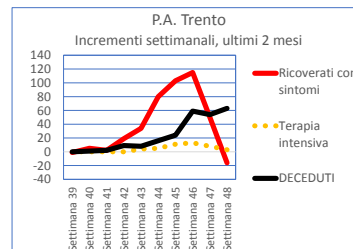
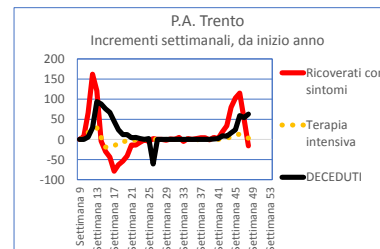
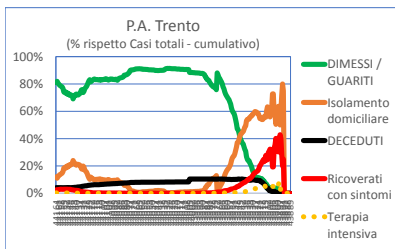
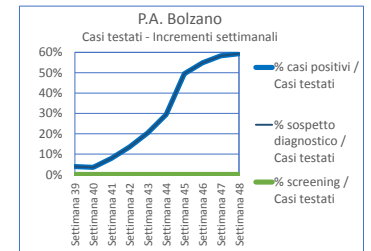
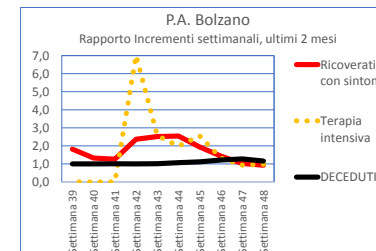
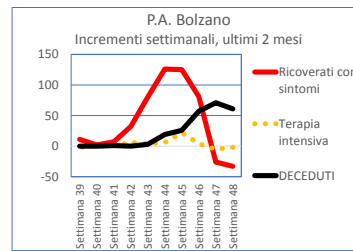
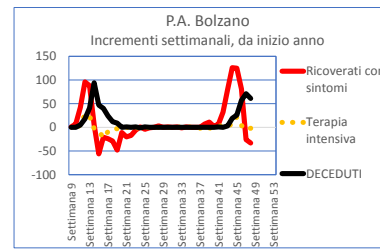
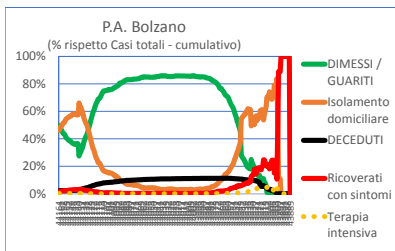
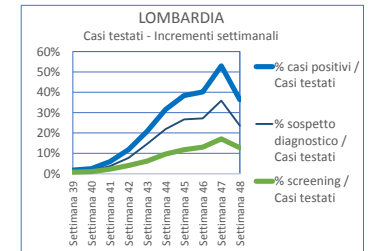
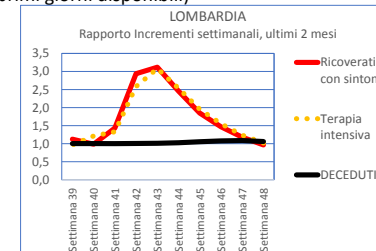
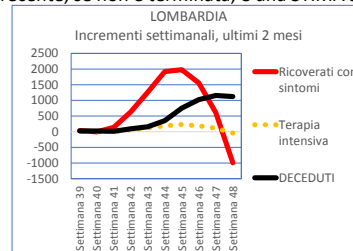
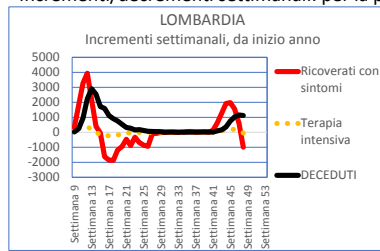
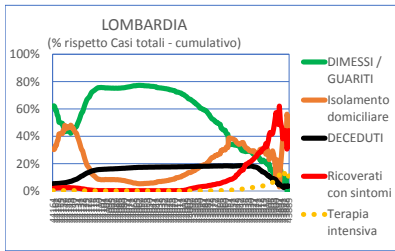
Attenzione: le SCALE VERTICALI di ogni Regione non sono uguali !!

Incrementi/decrementi settimanali: per la più recente, se non è terminata, è una STIMA sui primi giorni disponibili)



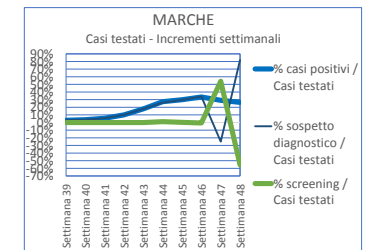
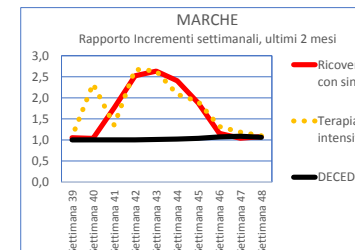
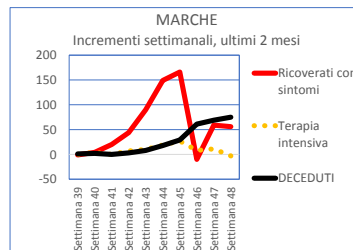
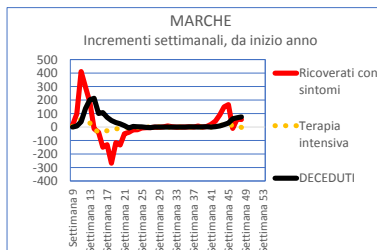
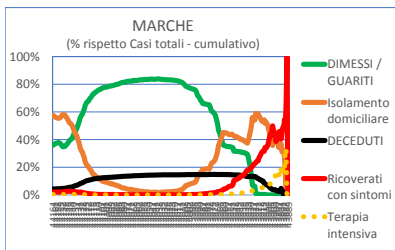
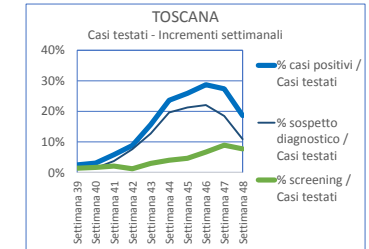
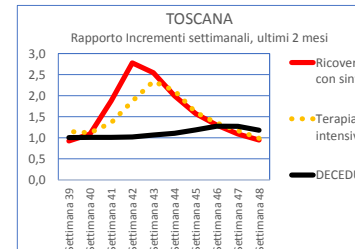
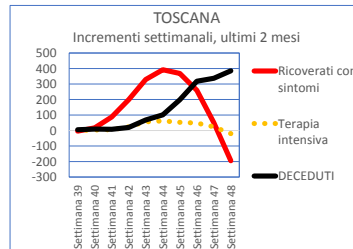
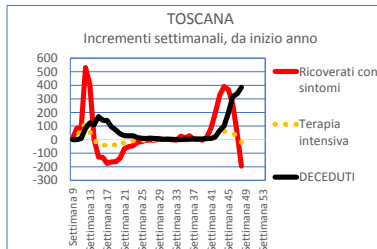
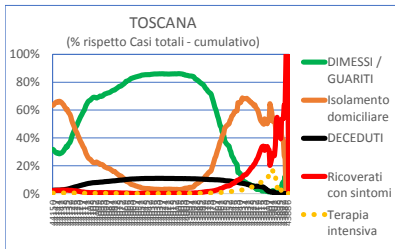
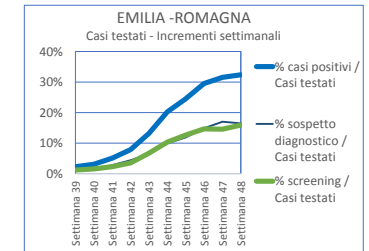
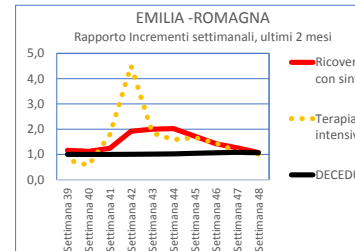
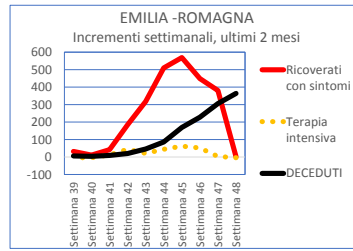
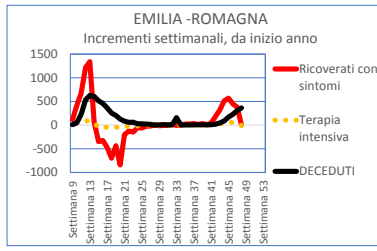
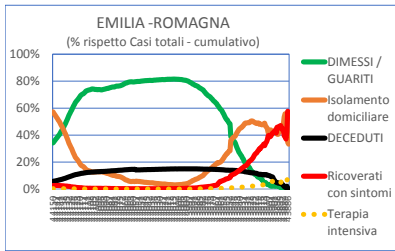
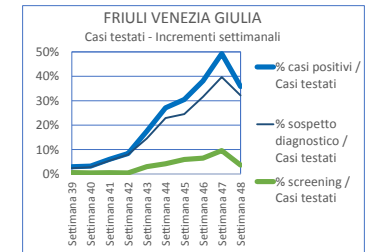
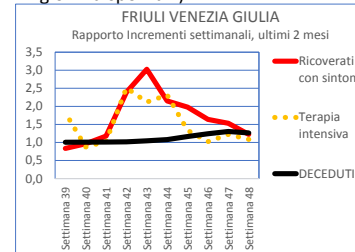
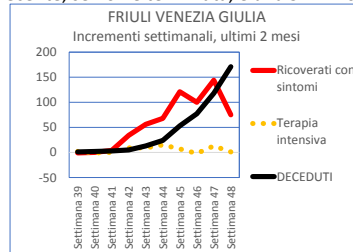
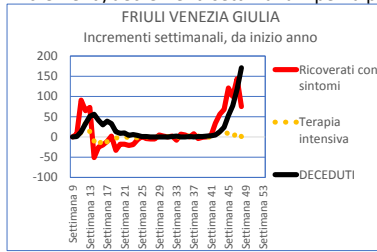
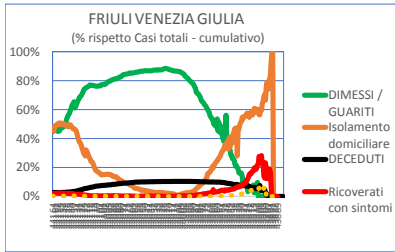
Attenzione: le SCALE VERTICALI di ogni Regione non sono uguali !!

Incrementi/decrementi settimanali: per la più recente, se non è terminata, è una STIMA sui primi giorni disponibili)



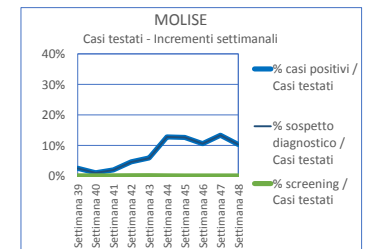
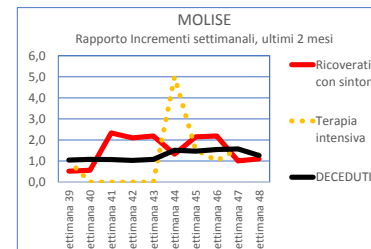
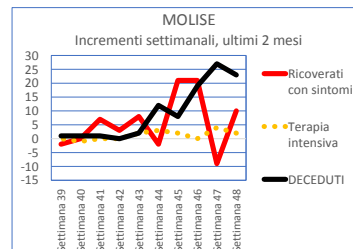
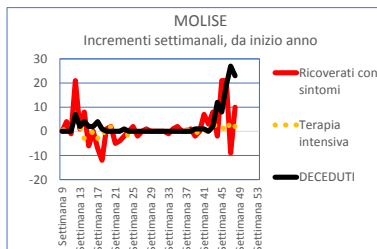
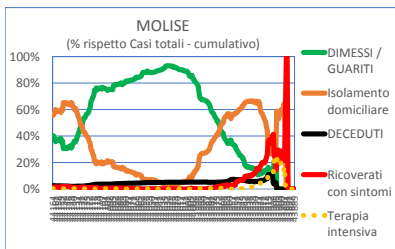
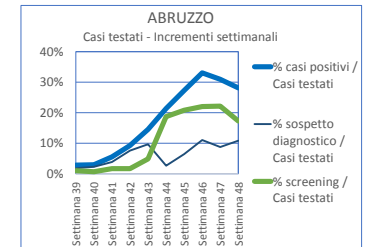
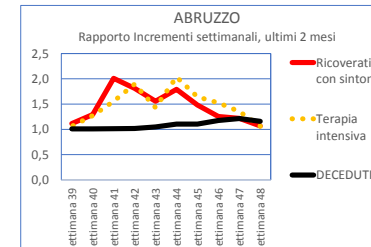
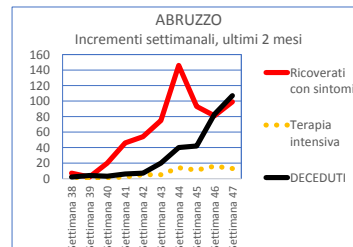
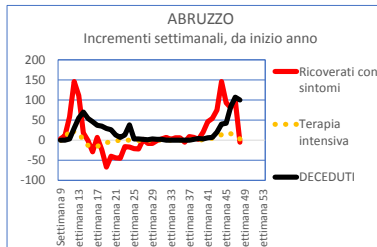
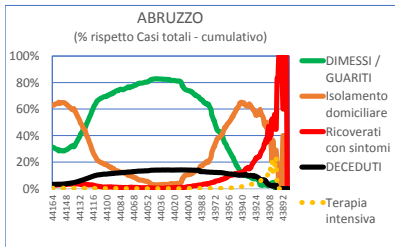
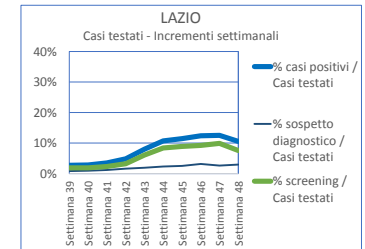
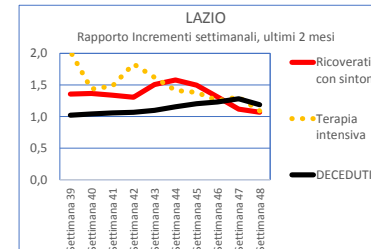
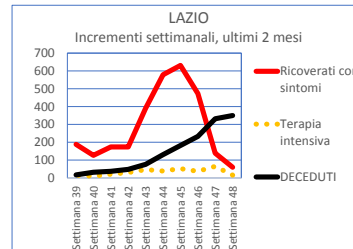
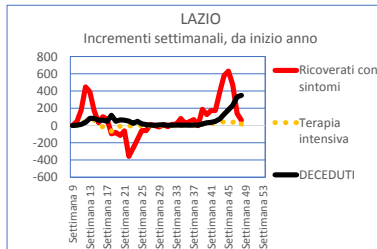
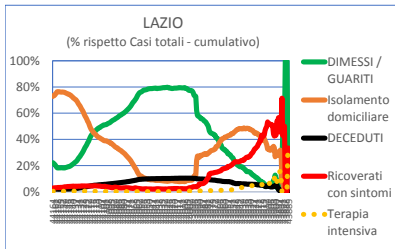
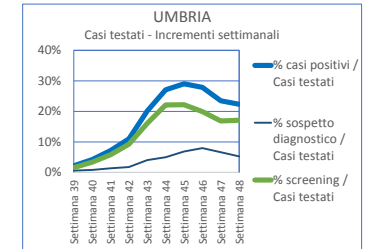
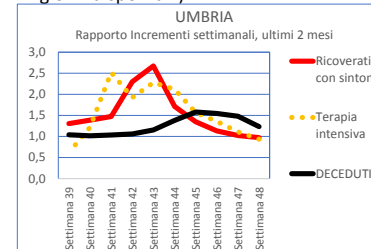
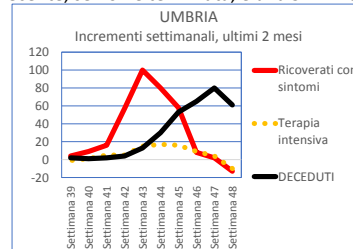
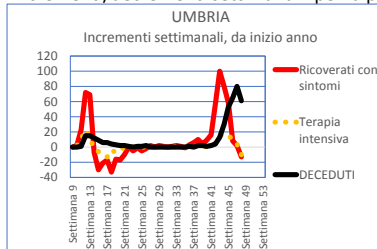
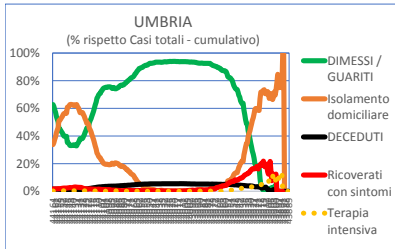
Attenzione: le SCALE VERTICALI di ogni Regione non sono uguali !!

Incrementi/decrementi settimanali: per la più recente, se non è terminata, è una STIMA sui primi giorni disponibili)



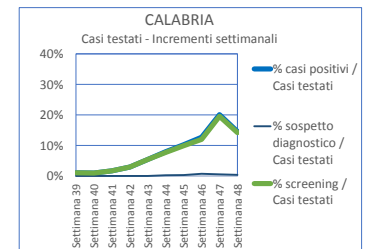
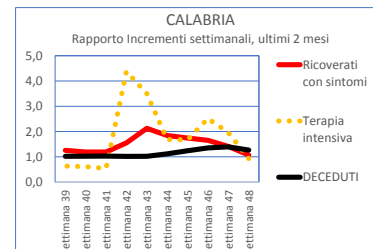
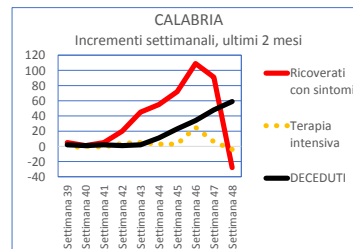
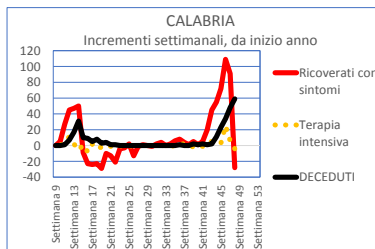
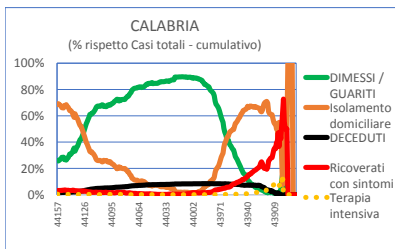
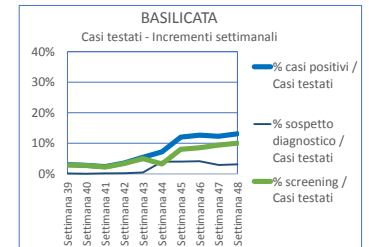
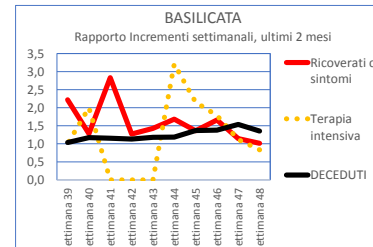
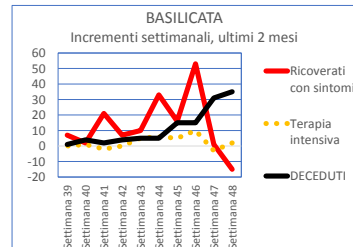
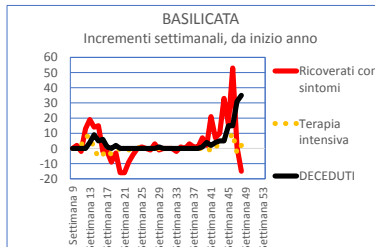
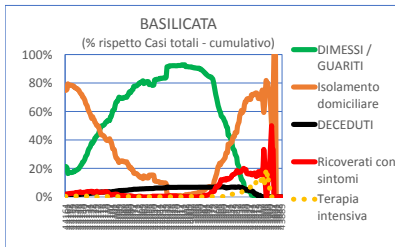
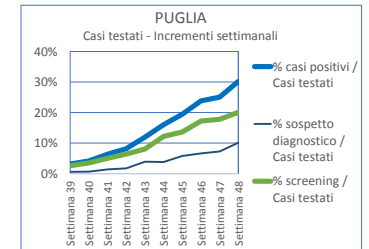
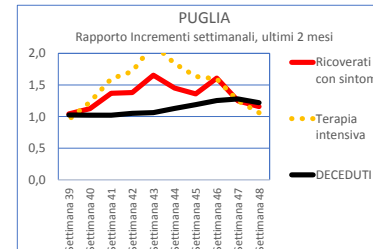
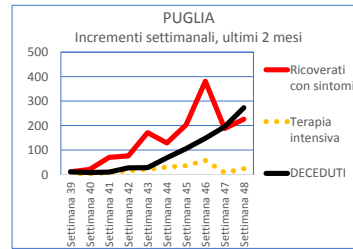
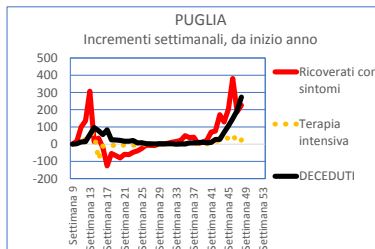
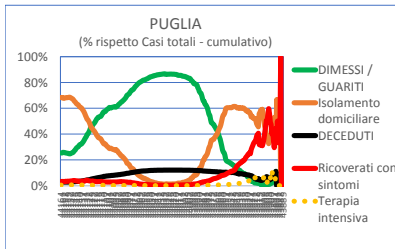
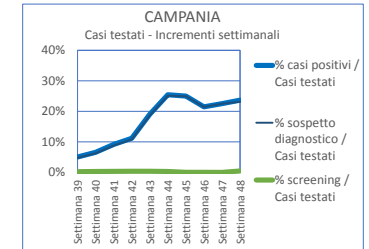
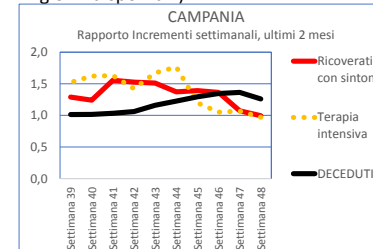
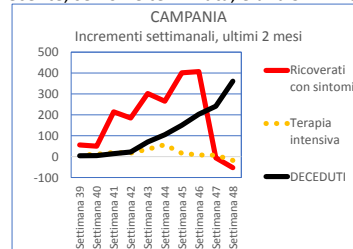
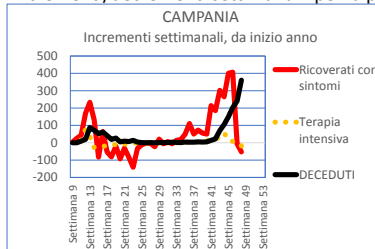
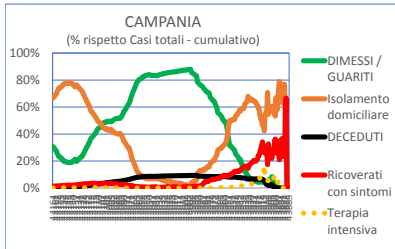
Attenzione: le SCALE VERTICALI di ogni Regione non sono uguali !!

Incrementi/decrementi settimanali: per la più recente, se non è terminata, è una STIMA sui primi giorni disponibili)



Attenzione: le SCALE VERTICALI di ogni Regione non sono uguali !!

Incrementi/decrementi settimanali: per la più recente, se non è terminata, è una STIMA sui primi giorni disponibili)



Attenzione: le SCALE VERTICALI di ogni Regione non sono uguali !!

Incrementi/decrementi settimanali: per la più recente, se non è terminata, è una STIMA sui primi giorni disponibili)

