

COVID-19 - Aggiornamento alla Settimana 41 (05/10/2020 - 11/10/2020)

Incremento settimanale									% Casi attivi / Max	% sospetto diagnostico / Casi testati	% screening / Casi testati	% casi positivi / Casi testati	% Casi Totali / Popolaz.	% Decessi / Popolaz.	% Totale attualmente positivi / Popolaz.
POSITIVI AL COVID-19				DIMESSI / GUARITI	DECEDUTI	NUOVI Casi									
Ricoverati con sintomi	Terapia intensiva	Isolamento domiciliare	Casi attivi												

PIEMONTE	Settimana 41	162	11	1.513	1.686	624	10	2.320	67,8%	2,34%	5,84%	8,18%	0,88%	0,095%	0,115%
VALLE d'AOSTA	Settimana 41	2	3	111	116	15	0	131	67,7%	9,20%	1,15%	10,34%	1,15%	0,115%	0,155%
P.A. Trento	Settimana 41	2	0	50	52	254	2	308	67,6%	1,60%	6,20%	7,80%	1,21%	0,076%	0,127%
LOMBARDIA	Settimana 41	137	9	3.342	3.488	1.457	14	4.959	65,6%	7,09%	3,29%	10,37%	1,12%	0,169%	0,128%
MARCHE	Settimana 41	20	0	342	362	88	0	450	65,1%	7,51%	0,00%	7,51%	0,56%	0,064%	0,085%
EMILIA-ROMAGNA	Settimana 41	42	12	1.341	1.395	355	9	1.759	54,1%	4,59%	3,69%	8,28%	0,84%	0,101%	0,142%
VENETO	Settimana 41	60	4	1.789	1.853	1.002	24	2.879	43,6%	1,36%	8,58%	9,95%	0,64%	0,045%	0,124%
P.A. Bolzano	Settimana 41	7	1	316	324	94	1	419	41,0%	10,61%	0,00%	10,61%	0,79%	0,057%	0,182%
ABRUZZO	Settimana 41	46	2	374	422	52	6	480	32,8%	3,51%	1,79%	5,29%	0,38%	0,037%	0,107%
MOLISE	Settimana 41	7	0	17	24	39	1	64	28,6%	5,94%	0,00%	5,94%	0,24%	0,008%	0,053%
LIGURIA	Settimana 41	71	3	647	721	670	9	1.400	27,8%	19,13%	4,31%	23,44%	0,98%	0,103%	0,166%
CALABRIA	Settimana 41	5	-1	151	155	71	2	228	13,8%	0,00%	2,06%	2,06%	0,12%	0,005%	0,037%
FRIULI VENEZIA GIULIA	Settimana 41	4	0	468	472	148	3	623	7,4%	11,88%	0,25%	12,13%	0,45%	0,029%	0,109%
TOSCANA	Settimana 41	87	5	2.088	2.180	393	8	2.581	7,2%	4,30%	2,05%	6,36%	0,49%	0,031%	0,164%
UMBRIA	Settimana 41	16	5	520	541	105	2	648	0,0%	0,59%	7,33%	7,92%	0,37%	0,010%	0,139%
PUGLIA	Settimana 41	70	8	832	910	358	10	1.278	0,0%	3,21%	8,14%	11,36%	0,23%	0,015%	0,094%
BASILICATA	Settimana 41	21	-2	76	95	30	2	127	0,0%	0,00%	1,35%	1,35%	0,18%	0,006%	0,085%
SICILIA	Settimana 41	59	14	1.081	1.154	442	17	1.613	0,0%	6,16%	4,54%	10,69%	0,18%	0,007%	0,087%
LAZIO	Settimana 41	174	21	1.714	1.909	435	37	2.381	0,0%	1,59%	1,96%	3,55%	0,34%	0,017%	0,167%
CAMPANIA	Settimana 41	214	20	3.060	3.294	885	14	4.193	0,0%	7,20%	0,28%	7,48%	0,32%	0,008%	0,183%
SARDEGNA	Settimana 41	26	2	465	493	278	9	780	0,0%	1,73%	8,55%	10,28%	0,30%	0,010%	0,168%

ITALIA	Settimana 41	1.232	117	20.297	21.646	7.795	180	29.621	27,0%	4,64%	3,30%	7,94%	0,59%	0,060%	0,130%
--------	--------------	-------	-----	--------	---------------	-------	-----	--------	-------	-------	-------	-------	-------	--------	--------

somma

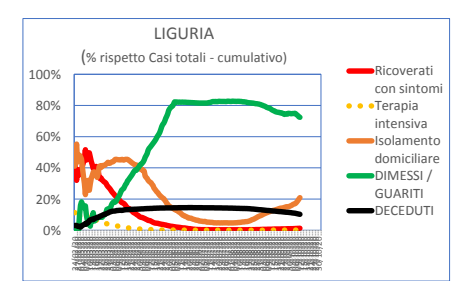
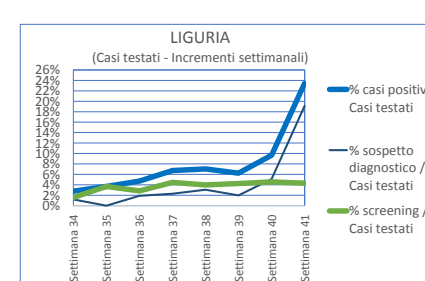
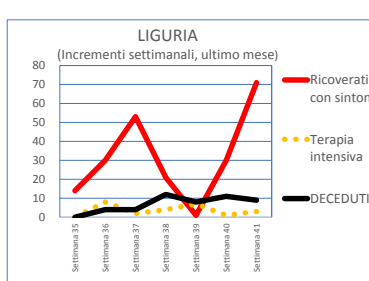
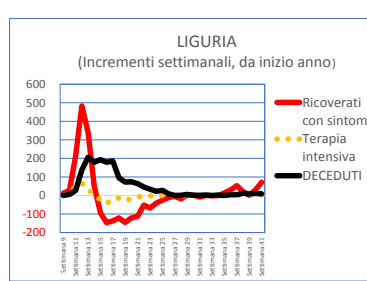
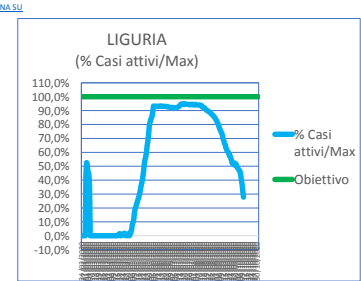
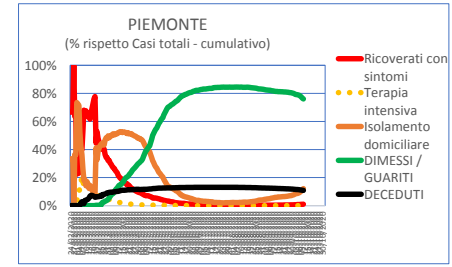
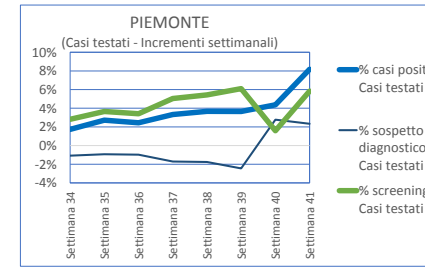
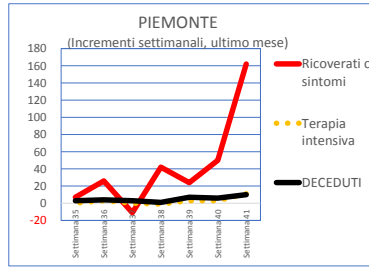
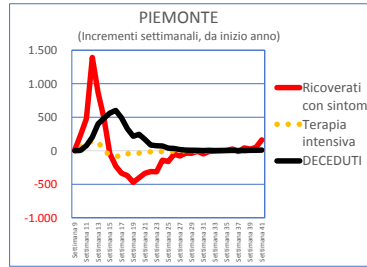
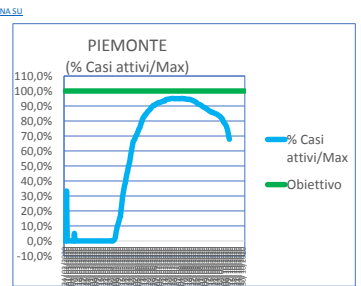
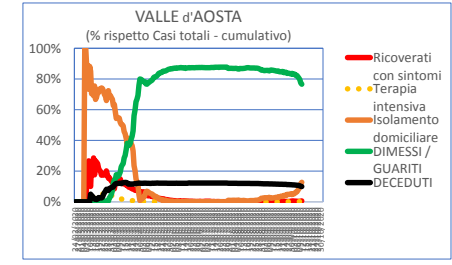
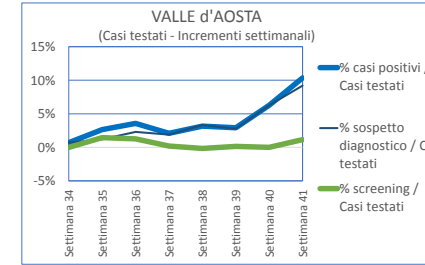
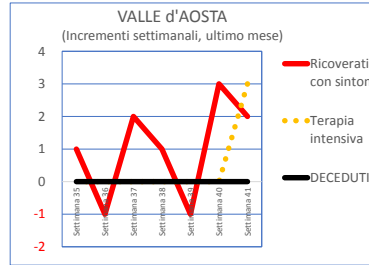
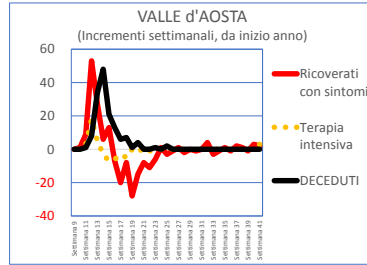
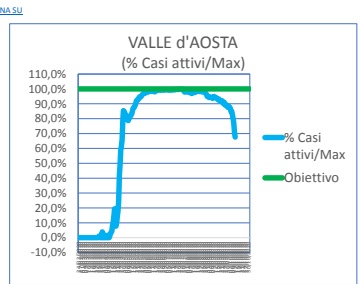
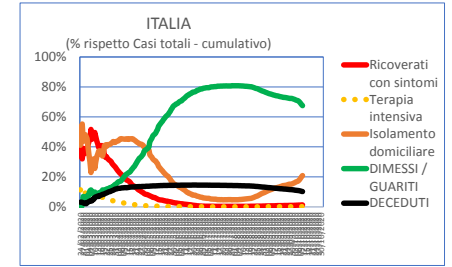
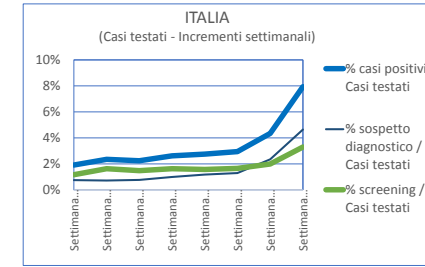
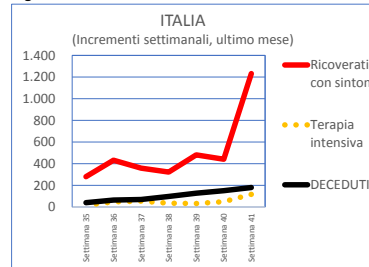
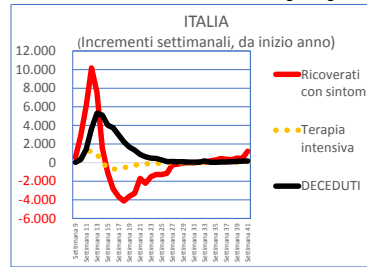
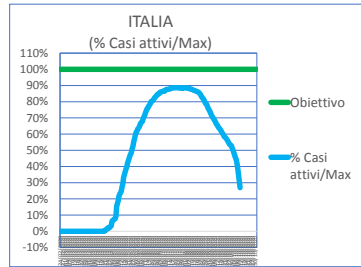
1.232	117	20.297	21.646	7.795	180	29.621
VERO	VERO	VERO	VERO	VERO	VERO	VERO

Incremento settimanale									% Casi attivi / Max	% sospetto diagnostico / Casi testati	% screening / Casi testati	% casi positivi / Casi testati	% Casi Totali / Popolaz.	% Decessi / Popolaz.	% Totale attualmente positivi / Popolaz.
POSITIVI AL COVID-19				DIMESSI / GUARITI	DECEDUTI	NUOVI Casi									
Ricoverati con sintomi	Terapia intensiva	Isolamento domiciliare	Casi attivi												

pagina vuota

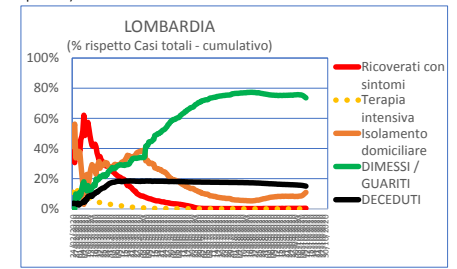
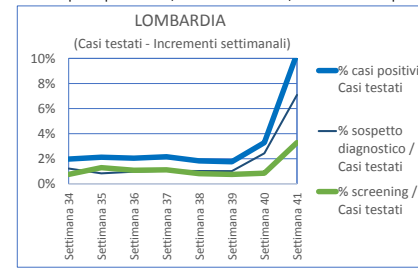
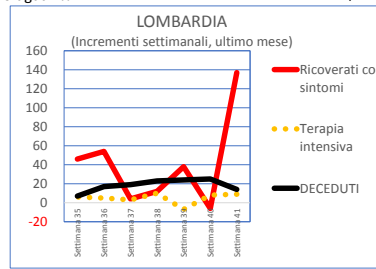
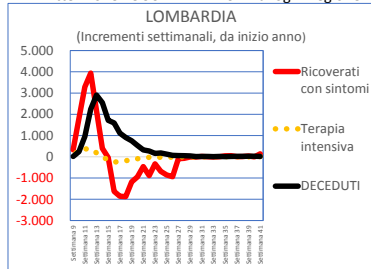
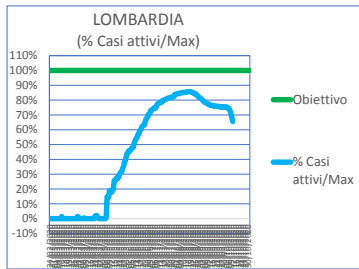
Attenzione: le SCALE VERTICALI di ogni Regione non sono uguali !!

Incrementi/decrementi settimanali: per la più recente, se non è terminata, è una STIMA sui primi giorni disponibili)

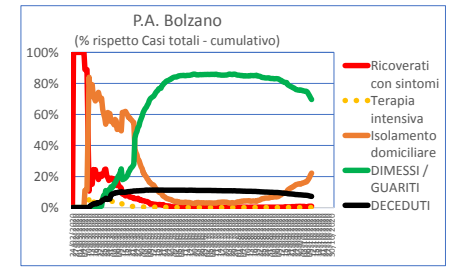
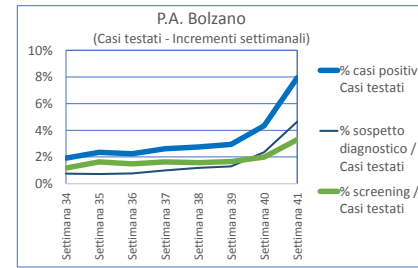
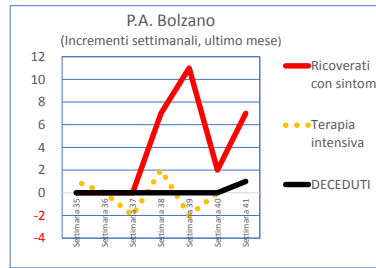
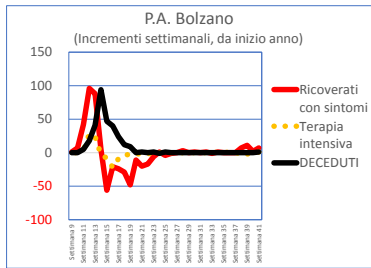
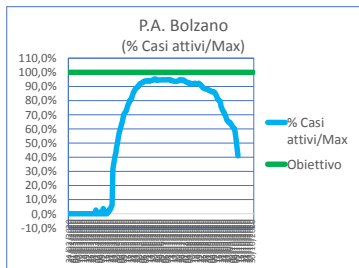


Attenzione: le SCALE VERTICALI di ogni Regione non sono uguali !!

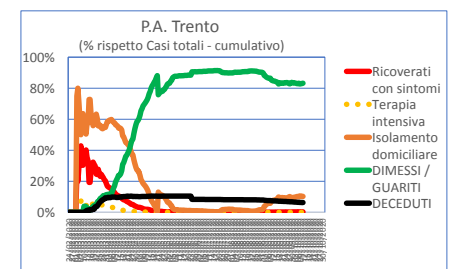
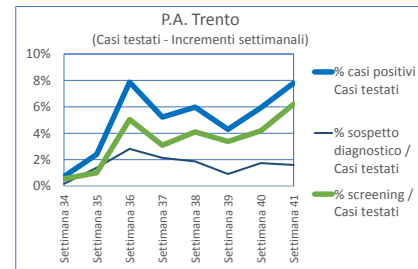
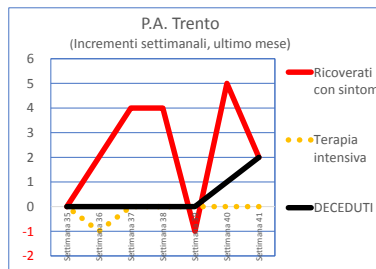
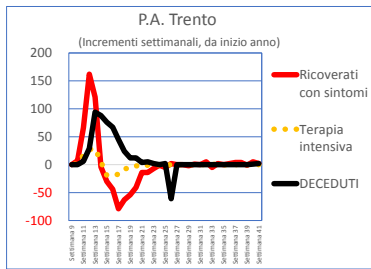
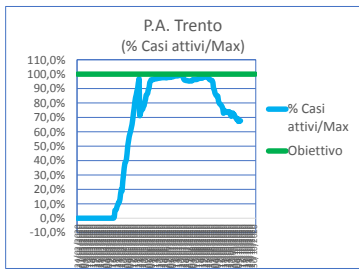
Incrementi/decrementi settimanali: per la più recente, se non è terminata, è una STIMA sui primi giorni disponibili



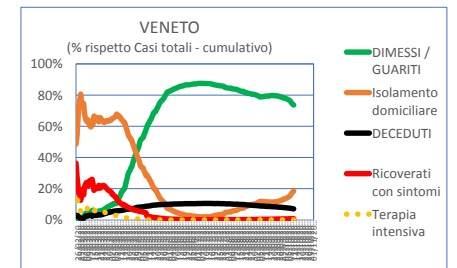
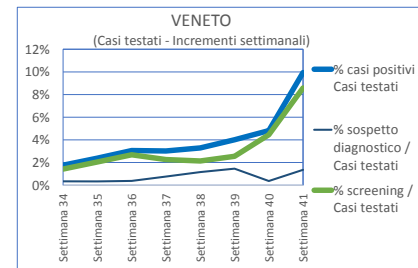
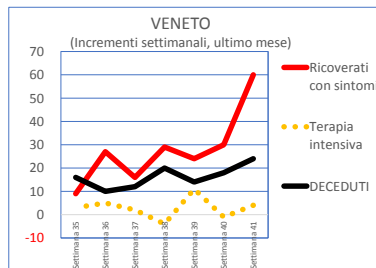
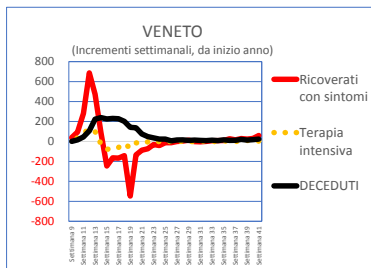
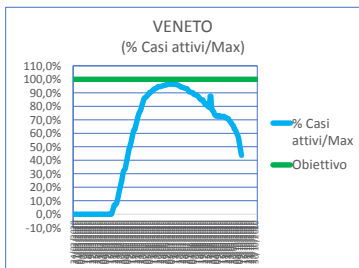
NA SU



NA SU



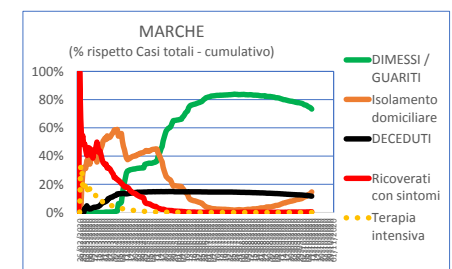
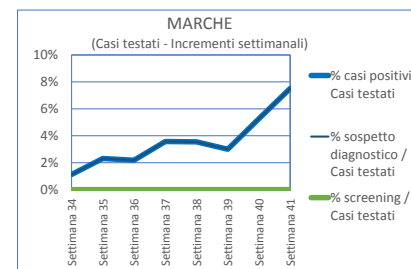
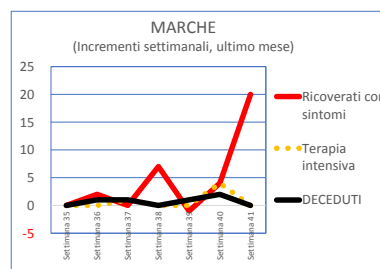
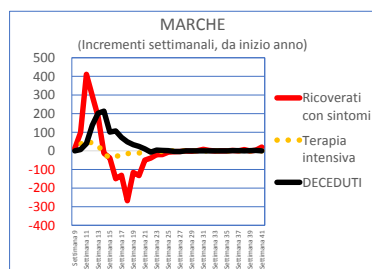
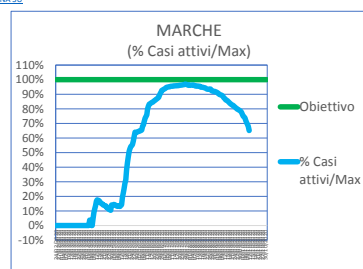
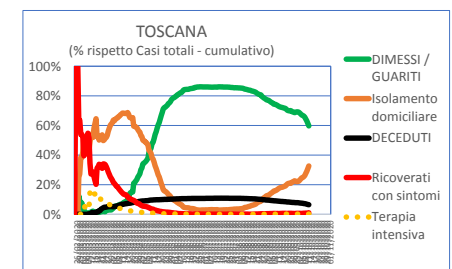
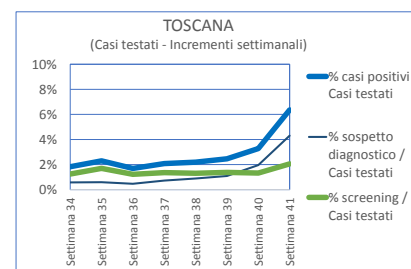
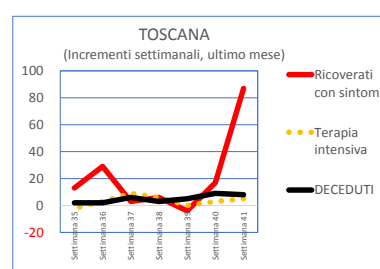
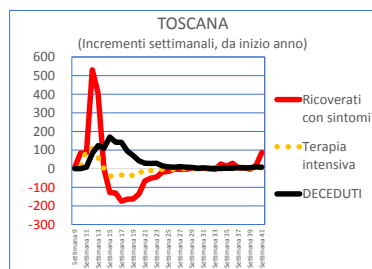
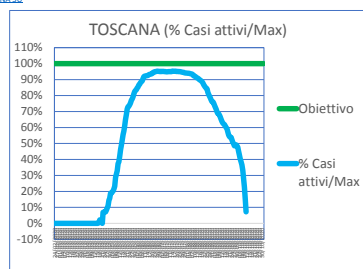
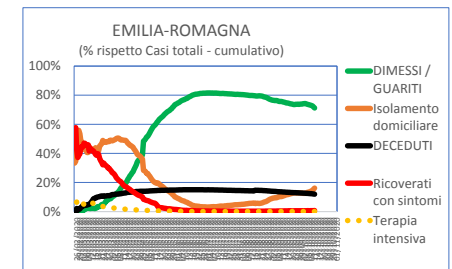
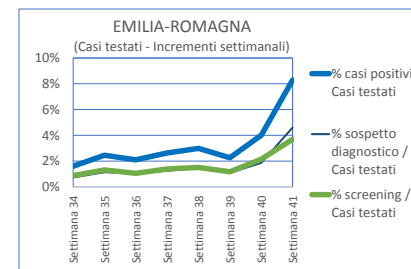
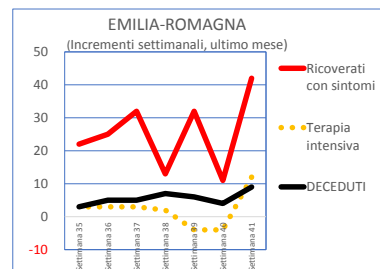
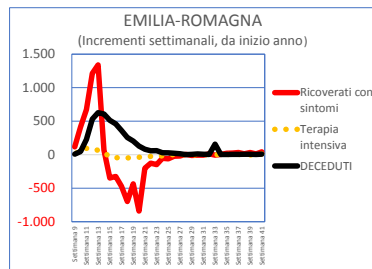
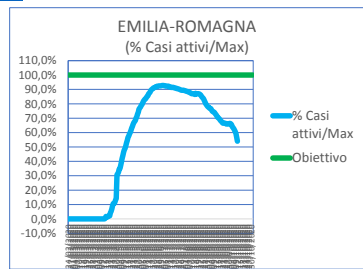
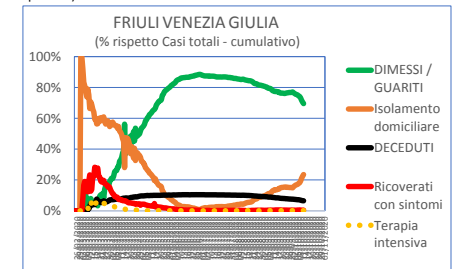
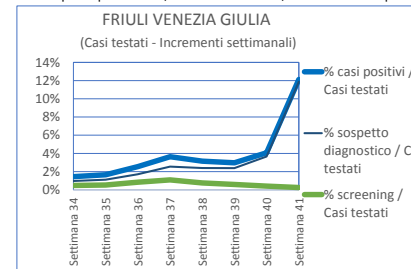
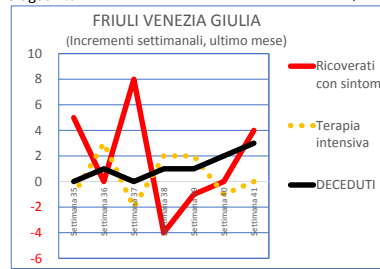
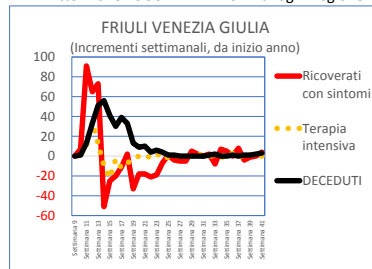
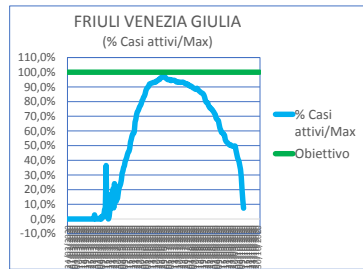
NA SU



NA SU

Attenzione: le SCALE VERTICALI di ogni Regione non sono uguali !!

Incrementi/decrementi settimanali: per la più recente, se non è terminata, è una STIMA sui primi giorni disponibili



NA SU

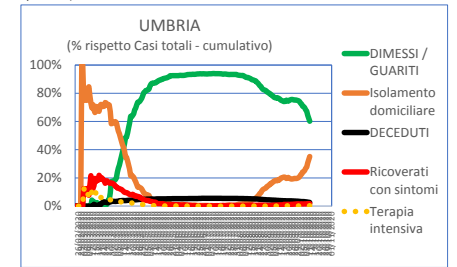
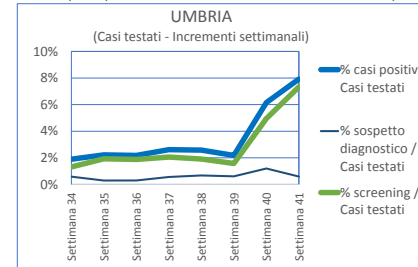
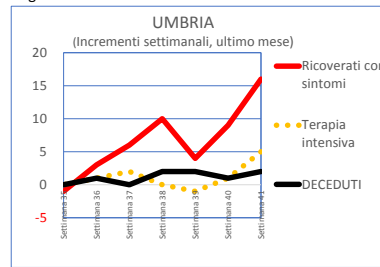
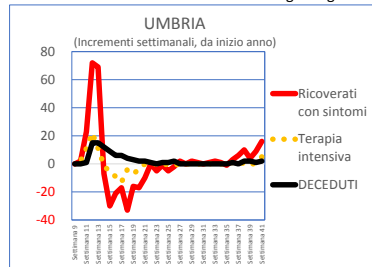
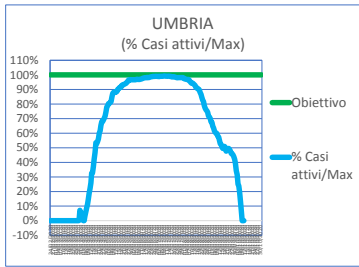
NA SU

NA SU

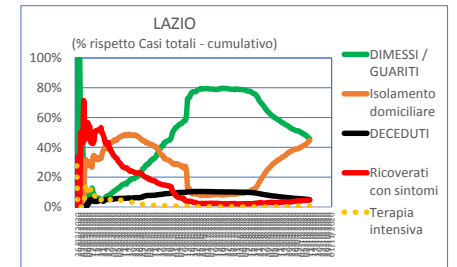
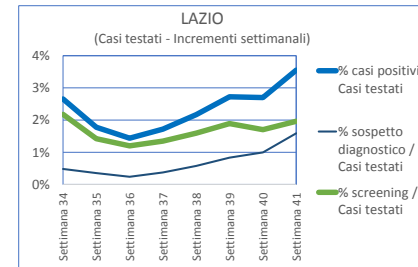
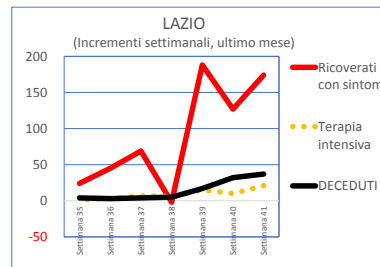
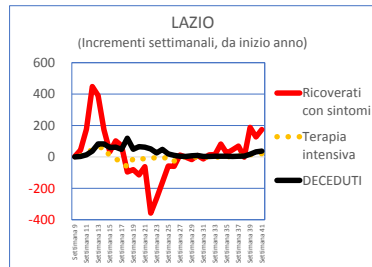
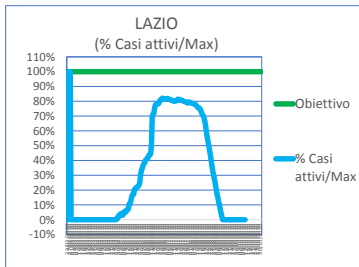
NA SU

Attenzione: le SCALE VERTICALI di ogni Regione non sono uguali !!

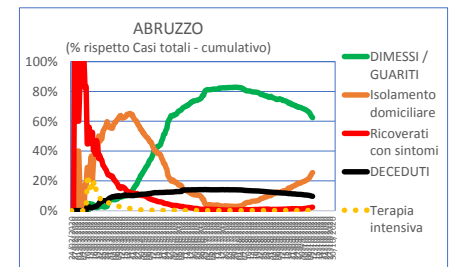
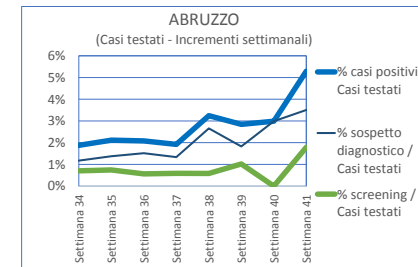
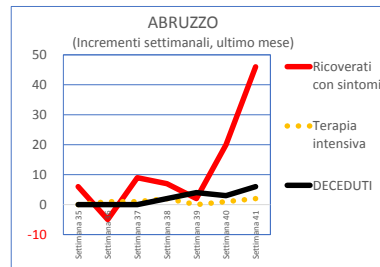
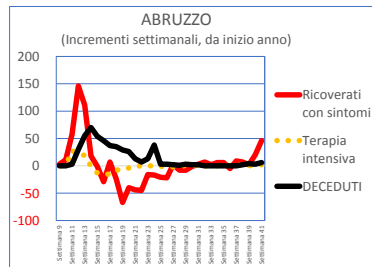
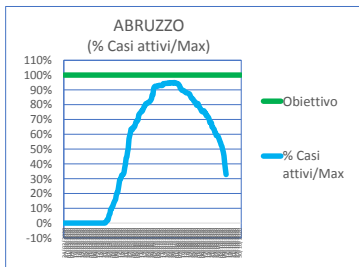
Incrementi/decrementi settimanali: per la più recente, se non è terminata, è una STIMA sui primi giorni disponibili



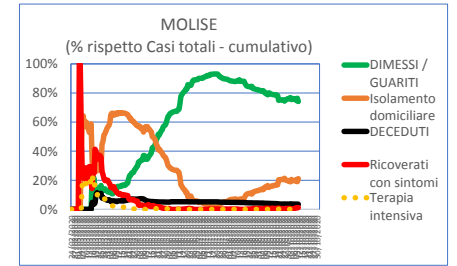
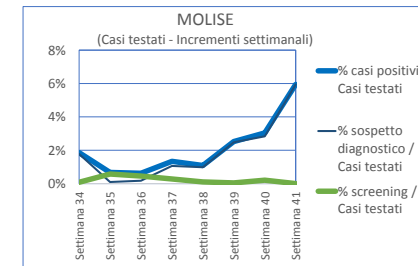
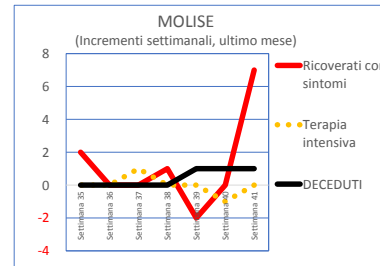
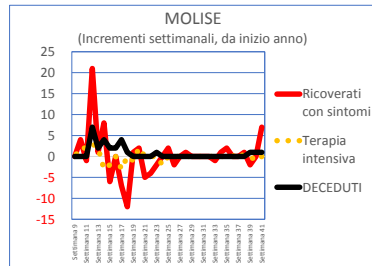
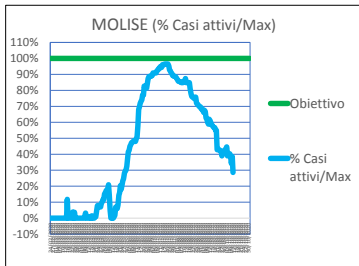
NA SU



NA SU



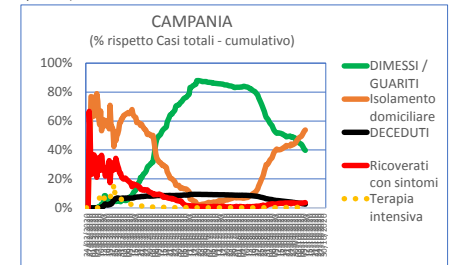
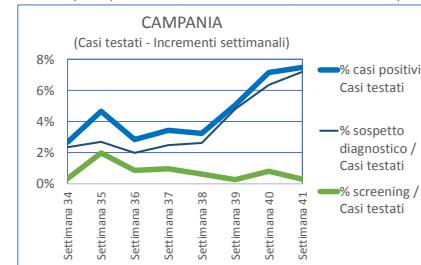
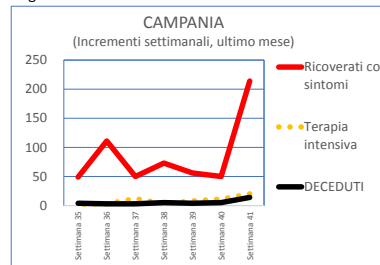
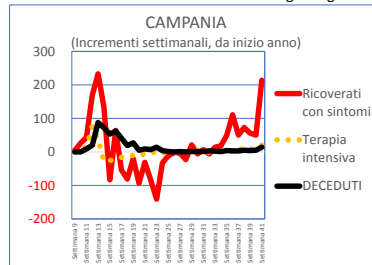
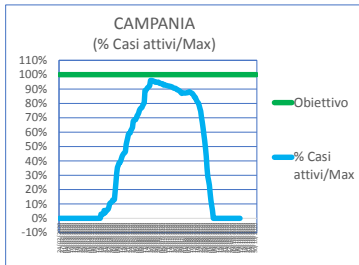
NA SU



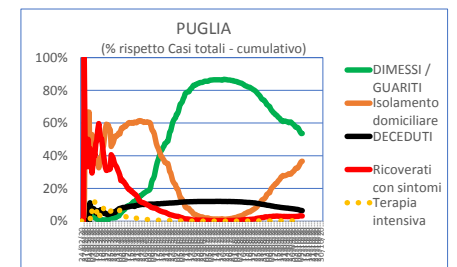
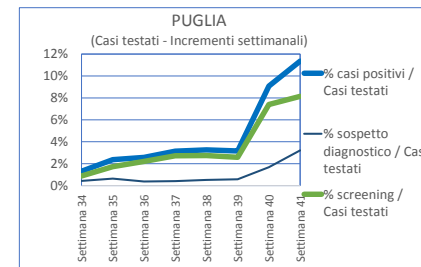
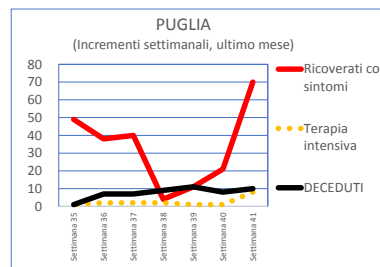
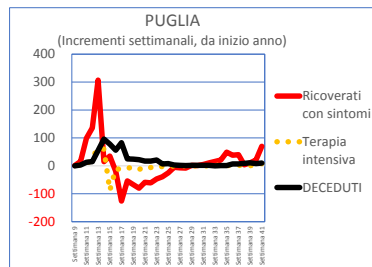
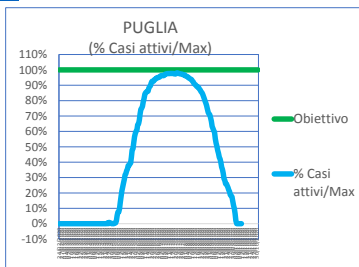
NA SU

Attenzione: le SCALE VERTICALI di ogni Regione non sono uguali !!

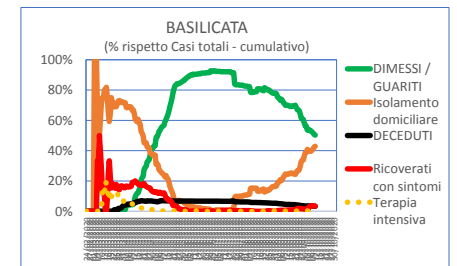
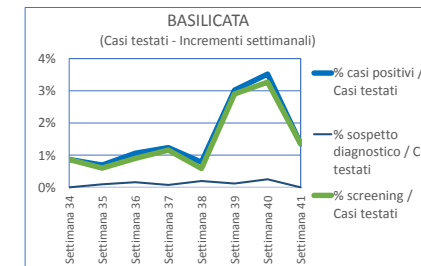
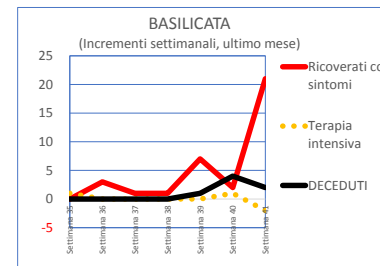
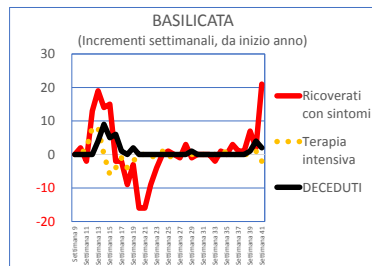
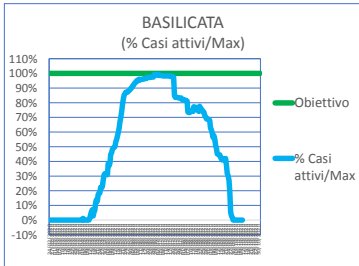
Incrementi/decrementi settimanali: per la più recente, se non è terminata, è una STIMA sui primi giorni disponibili



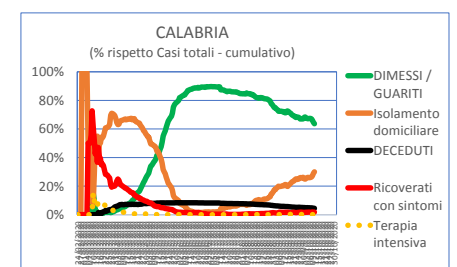
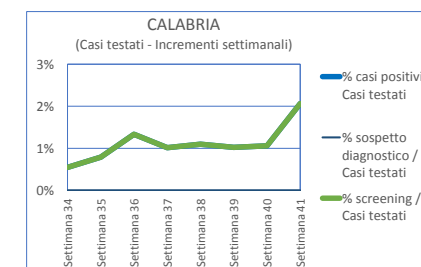
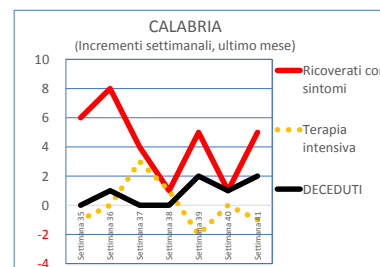
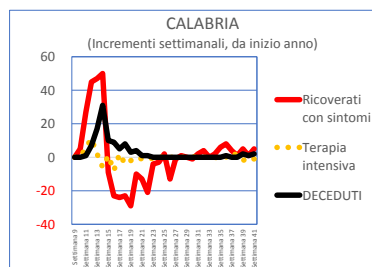
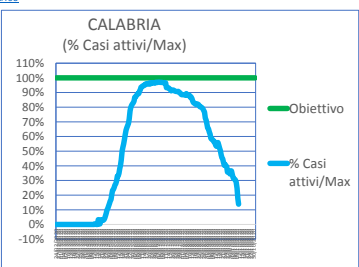
NA SU



NA SU



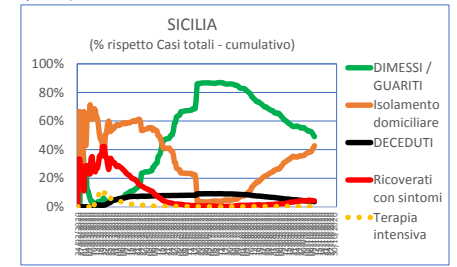
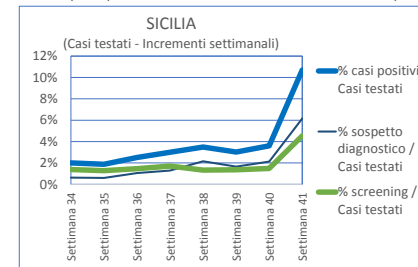
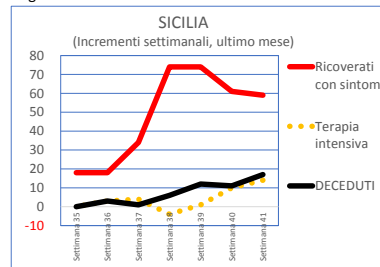
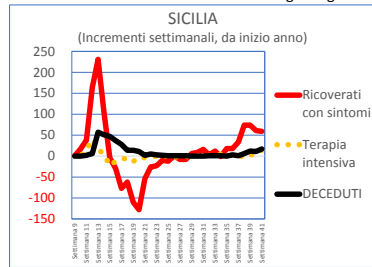
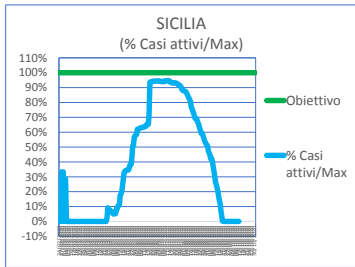
NA SU



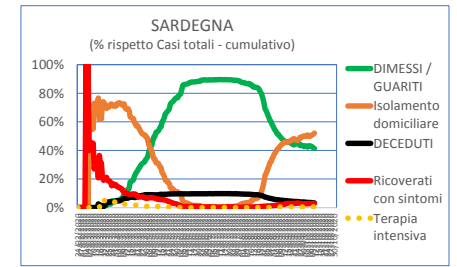
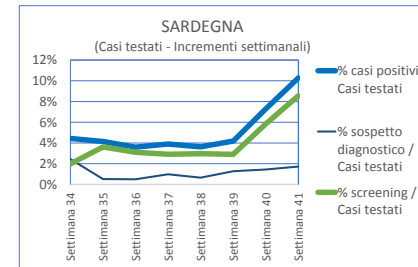
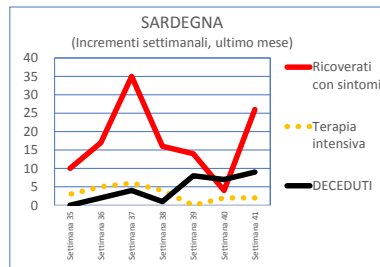
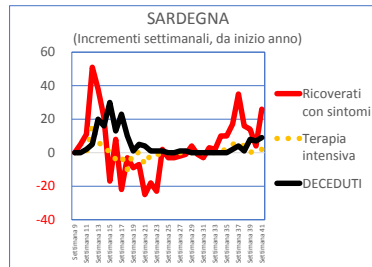
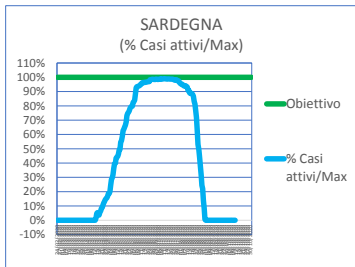
NA SU

Attenzione: le SCALE VERTICALI di ogni Regione non sono uguali !!

Incrementi/decrementi settimanali: per la più recente, se non è terminata, è una STIMA sui primi giorni disponibili



NA SI



NA SI